



Quick Installation Guide



TEG-S160TX
TEG-S240TX

Table of Contents

Español	1
1. Antes de iniciar	1
2. Instalación del Hardware	2
Technical Specifications	4
Troubleshooting	6

1. Antes de iniciar




Contenidos del paquete

- TEG-S160TX/TEG-S240TX
- Guía de instalación rápida
- 2 soportes de sujeción y tornillos
- 4 pies de goma
- Cable de alimentación

Requisitos del sistema

- PC con adaptador de red instalado
- Un ambiente que sea bastante fresco y seco
- Un entorno libre de generadores (como motores) con fuertes campos electromagnéticos, vibración, polvo y exposición directa a la luz solar
- Deje al menos 10 centímetros de espacio entre la parte frontal y trasera del conmutador para la ventilación
- Estructura de nivel, bastidor de 19 pulgadas estándar EIA o robusto, que pueda soportar el peso del conmutador

Aplicación



2. Instalación del Hardware

1. Conecte el **adaptador de alimentación AC** al TEG-S160TX/TEG-S240TX y luego a una toma de corriente.




2. Conecte un cable red RJ-45 CAT. 5e o CAT.6 del PC a un puerto Ethernet disponible en el TEG-S160TX/TEG-S240TX.



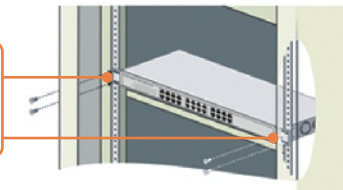
Para montaje en bastidor

El conmutador puede montarse sobre un bastidor de 19 pulgadas tamaño estándar EIA, que puede colocarse en un armario de empalmes junto con otros equipos.

3. Adhiera los soportes de sujeción al panel frontal del conmutador (uno en cada lado), y fíjelos con los tornillos suministrados.



4. Utilice los tornillos junto con el bastidor del equipo para el montaje del conmutador.



Technical Specifications

Hardware	
Standards	IEEE 802.3 10BASE-T Ethernet IEEE 802.3u 100BASE-TX Fast Ethernet IEEE 802.3ab 1000BASE-T IEEE 802.3x Full-Duplex Flow Control
Protocol	CSMA/CD
Data Transfer Rate	Ethernet: 10Mbps (half-duplex), 20Mbps (full-duplex) Fast Ethernet: 100Mbps (half-duplex), 200Mbps (full-duplex) Gigabit Ethernet: 2000Mbps (full-duplex)
Topology	Star
Network Cables	Ethernet: UTP/STP CAT-3, -4, -5 Fast Ethernet: UTP/STP CAT-5 Gigabit : UTP/STP CAT-5e, CAT-6 (Recommended)
Number of Ports	16/24 x 10/100/1000Mbps Auto-Negotiation, Auto-MDIX
Physical and Environmentalware	
Power	100-240V AC Universal, 50/60 Hz Internal Power Supply
Power Consumption	13.5 Watts. Max (TEG-S160TX) 19 Watts Max (TEG-S240TX)
Temperature	Operating: 0° ~ 40° C (32° ~ 104° F) Storage: -10° ~ 70° C (14° ~ 158° F)
Humidity	5% ~ 90% (non-condescending)
Dimensions	440 x 140 x 44 mm
Weight	3Kg
Emissions	CE, FCC

Performance

Transmission Method	Store-and-Forward
Packet Filtering/ Forwarding Rate	10Mbps Ethernet: 14,880pps (packet per second) 100Mbps Fast Ethernet: 148,800pps 1000Mbps Gigabit Ethernet: 1,488,000pps
MAC Address Learning:	Self-learning, auto-aging
RAM Buffer	340KB per device (TEG-S160TX) 500KB per device (TEG-S240TX)
Filtering Address Table	8K entries per device

Troubleshooting

Q1: After connecting the Switch to a power outlet, the LEDs do not turn on.

A1: Check the connection of the power adapter to the TEG-S160TX/TEG-S240TX and the power outlet. Also check that the power outlet is receiving power.

Q2: When I connect a computer to the Switch port, the LINK/ACT LED turns on, but the 1000Mbps LED remains off.

A2: First, check the Ethernet Cable. Make sure you are using CAT-5e or CAT-6 Ethernet Cables. Some CAT-5 cables are not rated to run Gigabit. Second, make sure that you have a Gigabit Ethernet Adapter installed on your computer.

Q3: After I connect my PCs to the Switch, I am unable to share files.

A3: First, check the LEDs on the Switch. Make sure the LINK/ACT LED is on. Second, check the network cable. The minimum length of the cable is 1.5 meters and the maximum length of the cable is 100 meters. Third, disable any software firewall program. Fourth, verify that you have file and printer sharing enabled. Please contact Microsoft support for more information.

Q4: After I connect my PCs to the Switch, I can only get onto the Internet from one computer.

A4: The Switch was not designed to share Internet between multiple computers. You need to get an Internet router.

If you still encounter problems or have any questions regarding the TEG-S160TX/TEG-S240TX please contact TRENDnet's Technical Support Department.

Limited Warranty

TRENDnet warrants its products against defects in material and workmanship, under normal use and service, for the following lengths of time from the date of purchase.

TEG-S160TX/TEG-S240TX - 5-Year Warranty

If a product does not operate as warranted above during the applicable warranty period, TRENDnet shall, at its option and expense, repair the defective product or deliver to customer an equivalent product to replace the defective item. All products that are replaced will become the property of TRENDnet. Replacement products may be new or reconditioned.

TRENDnet shall not be responsible for any software, firmware, information, or memory data of customer contained in, stored on, or integrated with any products returned to TRENDnet pursuant to any warranty.

There are no user serviceable parts inside the product. Do not remove or attempt to service the product through any unauthorized service center. This warranty is voided if (i) the product has been modified or repaired by any unauthorized service center, (ii) the product was subject to accident, abuse, or improper use (iii) the product was subject to conditions more severe than those specified in the manual.

Warranty service may be obtained by contacting TRENDnet office within the applicable warranty period for a Return Material Authorization (RMA) number, accompanied by a copy of the dated proof of the purchase. Products returned to TRENDnet must be pre-authorized by TRENDnet with RMA number marked on the outside of the package, and sent prepaid, insured and packaged appropriately for safe shipment.

WARRANTIES EXCLUSIVE: IF THE TRENDNET PRODUCT DOES NOT OPERATE AS WARRANTED ABOVE, THE CUSTOMER'S SOLE REMEDY SHALL BE, AT TRENDNET'S OPTION, REPAIR OR REPLACEMENT. THE FOREGOING WARRANTIES AND REMEDIES ARE EXCLUSIVE AND ARE IN LIEU OF ALL OTHER WARRANTIES, EXPRESSED OR IMPLIED, EITHER IN FACT OR BY OPERATION OF LAW, STATUTORY OR OTHERWISE, INCLUDING WARRANTIES OF MERCHANTABILITY AND FITNESS FOR A PARTICULAR PURPOSE. TRENDNET NEITHER ASSUMES NOR AUTHORIZES ANY OTHER PERSON TO ASSUME FOR IT ANY OTHER LIABILITY IN CONNECTION WITH THE SALE, INSTALLATION, MAINTENANCE OR USE OF TRENDNET'S PRODUCTS.

TRENDNET SHALL NOT BE LIABLE UNDER THIS WARRANTY IF ITS TESTING AND EXAMINATION DISCLOSE THAT THE ALLEGED DEFECT IN THE PRODUCT DOES NOT EXIST OR WAS CAUSED BY CUSTOMER'S OR ANY THIRD PERSON'S MISUSE, NEGLIGENCE, IMPROPER INSTALLATION OR TESTING, UNAUTHORIZED ATTEMPTS TO REPAIR OR MODIFY, OR ANY OTHER CAUSE BEYOND THE RANGE OF THE INTENDED USE, OR BY ACCIDENT, FIRE, LIGHTNING, OR OTHER HAZARD.

LIMITATION OF LIABILITY: TO THE FULL EXTENT ALLOWED BY LAW TRENDNET ALSO EXCLUDES FOR ITSELF AND ITS SUPPLIERS ANY LIABILITY, WHETHER BASED IN CONTRACT OR TORT (INCLUDING NEGLIGENCE), FOR INCIDENTAL, CONSEQUENTIAL, INDIRECT, SPECIAL, OR PUNITIVE DAMAGES OF ANY KIND, OR FOR LOSS OF REVENUE OR PROFITS, LOSS OF BUSINESS, LOSS OF INFORMATION OR DATA, OR OTHER FINANCIAL LOSS ARISING OUT OF OR IN CONNECTION WITH THE SALE, INSTALLATION, MAINTENANCE, USE, PERFORMANCE, FAILURE, OR INTERRUPTION OF THE POSSIBILITY OF SUCH DAMAGES, AND LIMITS ITS LIABILITY TO REPAIR, REPLACEMENT, OR REFUND OF THE PURCHASE PRICE PAID, AT TRENDNET'S OPTION. THIS DISCLAIMER OF LIABILITY FOR DAMAGES WILL NOT BE AFFECTED IF ANY REMEDY PROVIDED HEREIN SHALL FAIL OF ITS ESSENTIAL PURPOSE.

Governing Law: This Limited Warranty shall be governed by the laws of the state of California.

Note: AC/DC Power Adapter, Cooling Fan, and Power Supply carry 1-Year Warranty

Certifications

This equipment has been tested and found to comply with FCC and CE Rules.

Operation is subject to the following two conditions:

- (1) This device may not cause harmful interference.
- (2) This device must accept any interference received. Including interference that may cause undesired operation.



Waste electrical and electronic products must not be disposed of with household waste. Please recycle where facilities exist. Check with you Local Authority or Retailer for recycling advice.



NOTE: THE MANUFACTURER IS NOT RESPONSIBLE FOR ANY RADIO OR TV INTERFERENCE CAUSED BY UNAUTHORIZED MODIFICATIONS TO THIS EQUIPMENT. SUCH MODIFICATIONS COULD VOID THE USER'S AUTHORITY TO OPERATE THE EQUIPMENT.

ADVERTENCIA

En todos nuestros equipos se mencionan claramente las características del adaptador de alimentación necesario para su funcionamiento. El uso de un adaptador distinto al mencionado puede producir daños físicos y/o daños al equipo conectado. El adaptador de alimentación debe operar con voltaje y frecuencia de la energía eléctrica domiciliar existente en el país o zona de instalación.



TRENDnet[®]



TRENDnet Technical Support

US • Canada

Toll Free Telephone: 1(866) 845-3673

24/7 Tech Support

Europe (Germany • France • Italy • Spain • Switzerland • UK)

Toll Free Telephone: +00800 60 76 76 67

English/Espanol - 24/7

Francais/Deutsch - 11 am-8pm, Monday - Friday MET

Worldwide

Telephone: +(31) (0) 20 504 05 35

English/Espanol - 24/7

Francais/Deutsch - 11 am-8pm, Monday - Friday MET

Product Warranty Registration

Please take a moment to register your product online.

Go to TRENDnet's website at <http://www.trendnet.com>

TRENDnet[®]

20675 Manhattan Place
Torrance, CA 90501
USA